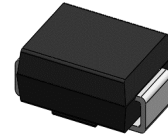


600W, 10 - 220V Transient Voltage Suppressors

Features

- Very fast response time
- Glass passivated junction
- Moisture sensitivity: level 1, per J-STD-020
- Available in unidirectional and bidirectional
- Plastic package has underwriters Laboratory Flammability Classification 94V-0
- Halogen-free according to IEC 61249-2-21 definition
- 600 W peak pulse power capability with a 10/1000 μ s waveform
- AEC-Q101 qualified



SMB (DO-214AA)

Applications

- SMPS
- Adapters
- Monitor

Absolute Maximum Ratings (TA=25°C unless otherwise noted)			
Parameter	Symbol	Ratings	Unit
Peak power dissipation with a 10/1000us waveform	P _{PPM}	600	W
Peak pulse current with a 10/1000us waveform	I _{PPM}	See Next Table	A
Power dissipation, on infinite heat sink at T _L =75°C	P _D	3.75	W
Peak forward surge current, 8.3ms single half-sine wave	I _{FSM}	100	A
Typical Thermal Resistance , Junction to Ambient	R _{θJA}	85	°C/W
Typical Thermal Resistance , Junction to Case	R _{θJC}	15	°C/W
Typical Thermal Resistance , Junction to Lead	R _{θJL}	20	°C/W
Operating junction and storage temperature range	T _J , T _{STG}	-55 to +150	°C

Electrical Characteristics (TA = 25 °C unless otherwise noted)

Part Number (Uni)	Part Number (Bi)	Marking		Breakdown Voltage VBR (Volts)		Test Current I _T (mA)	Stand off Voltage V _{WM} (Volts)	Maximum reverse leakage at V _{WM} I _D (μA)	Maximum Peak Pulse Current I _{PPM} (A)	Maximum Clamping Voltage at I _{PPM} V _C (Volts)
		UNI	BI	Min	Max					
ASMBJ11A	ASMBJ11CA	AKZ	AAZ	12.2	13.5	1.0	11.0	5.0	33.0	18.2
ASMBJ12A	ASMBJ12CA	ALE	ABE	13.3	14.7	1.0	12.0	5.0	30.2	19.9
ASMBJ13A	ASMBJ13CA	ALG	ABG	14.4	15.9	1.0	13	1.0	27.9	21.5
ASMBJ14A	ASMBJ14CA	ALK	ABK	15.6	17.2	1.0	14	1.0	25.9	23.2
ASMBJ15A	ASMBJ15CA	ALM	ABM	16.7	18.5	1.0	15	1.0	24.6	24.4
ASMBJ16A	ASMBJ16CA	ALP	ABP	17.8	19.7	1.0	16	1.0	23.1	26.0
ASMBJ17A	ASMBJ17CA	ALR	ABR	18.9	20.9	1.0	17	1.0	21.7	27.6
ASMBJ18A	ASMBJ18CA	ALT	ABT	20.0	22.1	1.0	18	1.0	20.5	29.2
ASMBJ20A	ASMBJ20CA	ALV	ABV	22.2	24.5	1.0	20	1.0	18.5	32.4
ASMBJ22A	ASMBJ22CA	ALX	ABX	24.4	26.9	1.0	22	1.0	16.9	35.5
ASMBJ24A	ASMBJ24CA	ALZ	ABZ	26.7	29.5	1.0	24	1.0	15.4	38.9
ASMBJ26A	ASMBJ26CA	AME	ACE	28.9	31.9	1.0	26	1.0	14.3	42.1
ASMBJ28A	ASMBJ28CA	AMG	ACG	31.1	34.4	1.0	28	1.0	13.2	45.4
ASMBJ30A	ASMBJ30CA	AMK	ACK	33.3	36.8	1.0	30	1.0	12.4	48.4
ASMBJ33A	ASMBJ33CA	AMM	ACM	36.7	40.6	1.0	33	1.0	11.3	53.3
ASMBJ36A	ASMBJ36CA	AMP	ACP	40.0	44.4	1.0	36	1.0	10.3	58.1
ASMBJ40A	ASMBJ40CA	AMR	ACR	44.4	49.1	1.0	40	1.0	9.3	64.5
ASMBJ43A	ASMBJ43CA	AMT	ACT	47.8	52.8	1.0	43	1.0	8.6	69.4
ASMBJ45A	ASMBJ45CA	AMV	ACV	50.0	55.3	1.0	45	1.0	8.3	72.7
ASMBJ48A	ASMBJ48CA	AMX	ACX	53.3	58.9	1.0	48	1.0	7.8	77.4
ASMBJ51A	ASMBJ51CA	AMZ	ACZ	56.7	62.7	1.0	51	1.0	7.3	82.4
ASMBJ54A	ASMBJ54CA	ANE	ADE	60.0	66.3	1.0	54	1.0	6.9	87.1
ASMBJ58A	ASMBJ58CA	ANG	ADG	64.4	71.2	1.0	58	1.0	6.4	93.6
ASMBJ60A	ASMBJ60CA	ANK	ADK	66.7	73.7	1.0	60	1.0	6.2	96.8
ASMBJ64A	ASMBJ64CA	ANM	ADM	71.1	78.6	1.0	64	1.0	5.8	103
ASMBJ70A	ASMBJ70CA	ANP	ADP	77.8	86.0	1.0	70	1.0	5.3	113
ASMBJ75A	ASMBJ75CA	ANR	ADR	83.3	92.1	1.0	75	1.0	5.0	121
ASMBJ78A	ASMBJ78CA	ANT	ADT	86.7	95.8	1.0	78	1.0	4.8	126
ASMBJ85A	ASMBJ85CA	ANV	ADV	94.4	104	1.0	85	1.0	4.4	137
ASMBJ90A	ASMBJ90CA	ANX	ADX	100	111	1.0	90	1.0	4.1	146
ASMBJ100A	ASMBJ100CA	ANZ	ADZ	111	123	1.0	100	1.0	3.7	162
ASMBJ110A	ASMBJ110CA	APE	AFE	122	135	1.0	110	1.0	3.4	177
ASMBJ120A	ASMBJ120CA	APG	AFG	133	147	1.0	120	1.0	3.1	193

Electrical Characteristics (TA = 25 °C unless otherwise noted)

Part Number (Uni)	Part Number (Bi)	Marking		Breakdown Voltage VBR (Volts)		Test Current I _T (mA)	Stand off Voltage V _{WM} (Volts)	Maximum reverse leakage at V _{WM} I _D (μA)	Maximum Peak Pulse Current I _{PPM} (A)	Maximum Clamping Voltage at I _{PPM} V _C (Volts)
		UNI	BI	Min	Max					
ASMBJ150A	ASMBJ150CA	APM	AFM	167	185	1.0	150	1.0	2.5	243
ASMBJ160A	ASMBJ160CA	APP	AFP	178	197	1.0	160	1.0	2.3	259
ASMBJ170A	ASMBJ170CA	APR	AFR	189	209	1.0	170	1.0	2.2	275
ASMBJ180A	ASMBJ180CA	APT	AFT	201	222	1.0	180	1.0	2.1	292
ASMBJ200A	ASMBJ220CA	APV	AFV	224	247	1.0	200	1.0	1.9	324
ASMBJ220A	ASMBJ220CA	APX	AFX	246	272	1.0	220	1.0	1.7	356

Note:

1. Mounted on copper pad area of 0.2x0.2" (5.0 x 5.0mm) to each terminal.

Ratings and Characteristics Curves

($T_A = 25^\circ\text{C}$ unless otherwise noted)

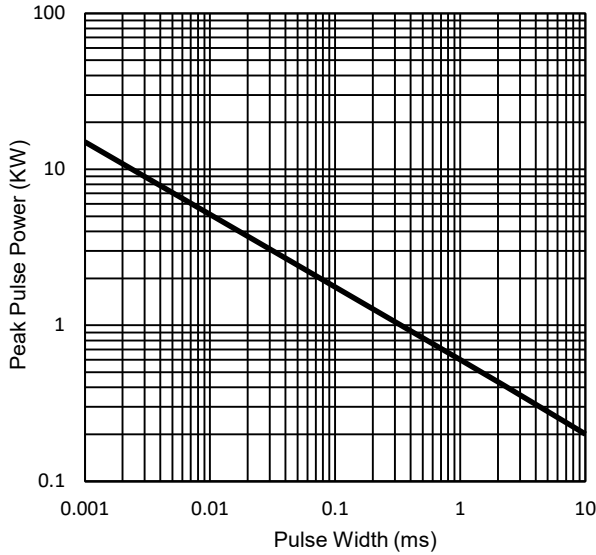


Fig.1 - Peak Pulse Power Derating Curve

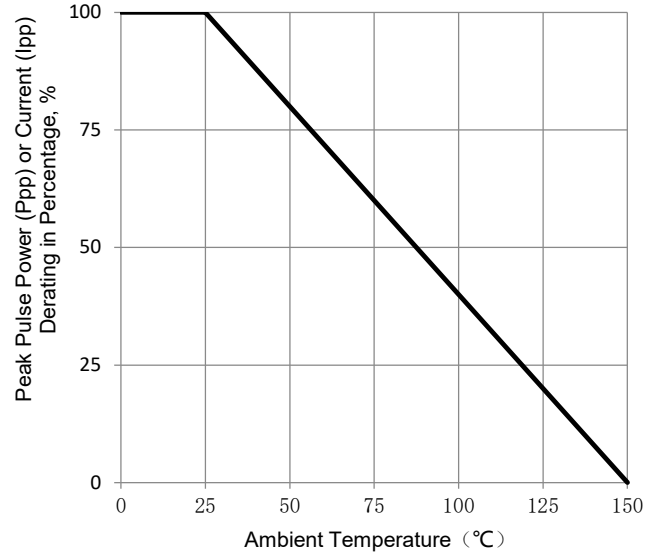


Fig.2 - Maximum Non-Repetitive Surge Current

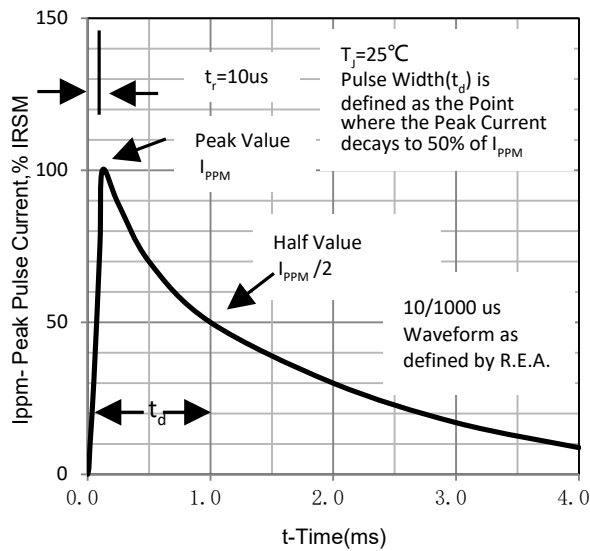


Fig.3 - Typical Forward Voltage Characteristics

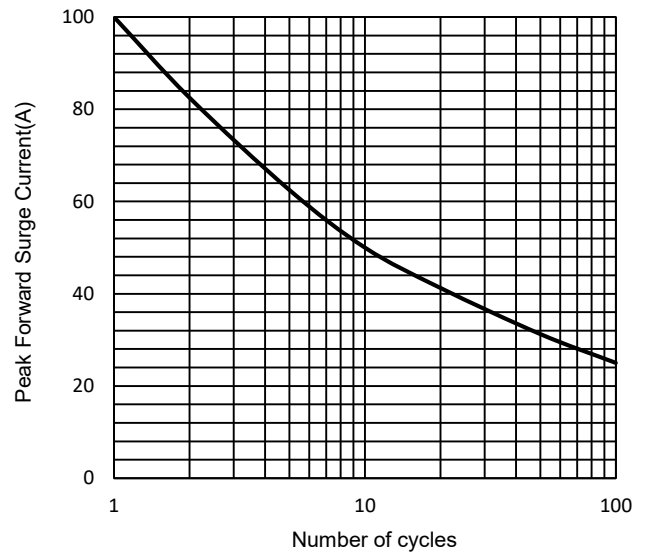
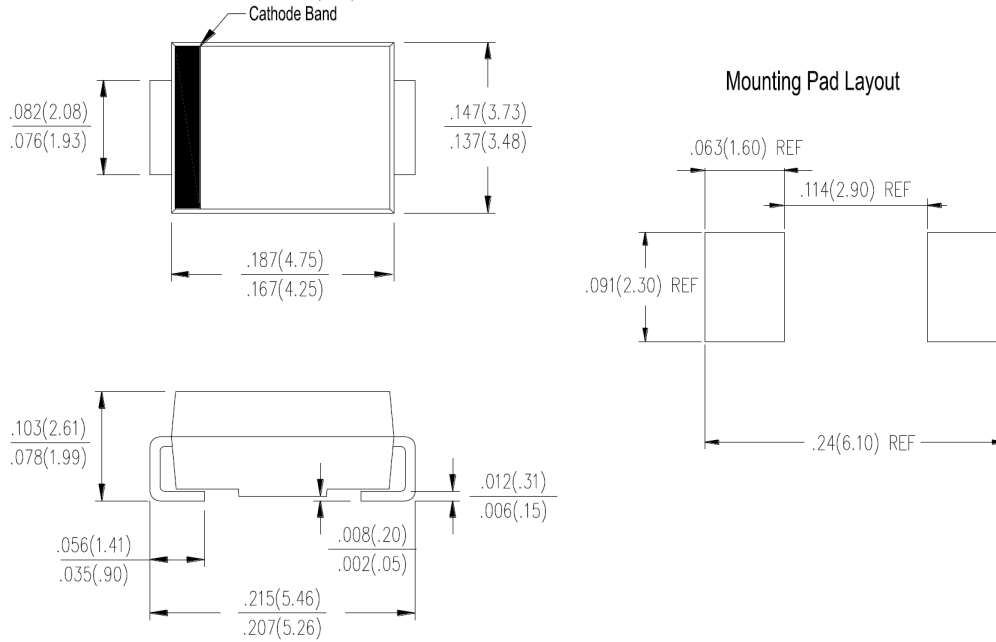


Fig.4 - Typical Reverse Current Characteristics

Package Outline Dimensions

in inches (millimeters)

SMB (DO-214AA)



Revision History

Document Version	Date of release	Description of changes
Rev.A	2021.06.15	Released Datasheet
Rev.B	2023.10.24	Modify document format



Disclaimers

These materials are intended as a reference to assist our customers in the selection of the Suzhou Good-Ark product best suited to the customer's application; they do not convey any license under any intellectual property rights, or any other rights, belonging to Suzhou Good-Ark Electronics Co., Ltd. or a third party.

Suzhou Good-Ark Electronics Co., Ltd. assumes no responsibility for any damage, or infringement of any third-party's rights, originating in the use of any product data, diagrams, charts, programs, algorithms, or circuit application examples contained in these materials.

All information contained in these materials, including product data, diagrams, charts, programs and algorithms represents information on products at the time of publication of these materials, and are subject to change by Suzhou Good-Ark Electronics Co., Ltd. without notice due to product improvements or other reasons. It is therefore recommended that customers contact Suzhou Good-Ark Electronics Co., Ltd. or an authorized Suzhou Good-Ark Electronics Co., Ltd. for the latest product information before purchasing a product listed herein. The information described here may contain technical inaccuracies or typographical errors. Suzhou Good-Ark Electronics Co., Ltd. assumes no responsibility for any damage, liability, or other loss rising from these inaccuracies or errors. Please also pay attention to information published by Suzhou Good-Ark Electronics Co., Ltd. by various means, including our website home page.

(<http://www.goodark.com>)

When using any or all of the information contained in these materials, including product data, diagrams, charts, programs, and algorithms, Please be sure to evaluate all information as a total system before making a final decision on the applicability of the information and products. Suzhou Good-Ark Electronics Co., Ltd. assumes no responsibility for any damage, liability or other loss resulting from the information contained herein.

The prior written approval of Suzhou Good-Ark Electronics Co., Ltd. is necessary to reprint or reproduce in whole or in part these materials.

Please contact Suzhou Good-Ark Electronics Co., Ltd. or an authorized distributor for further details on these materials or the products contained herein.